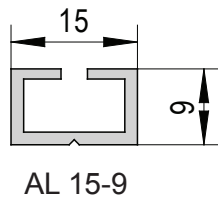
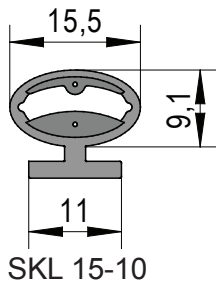
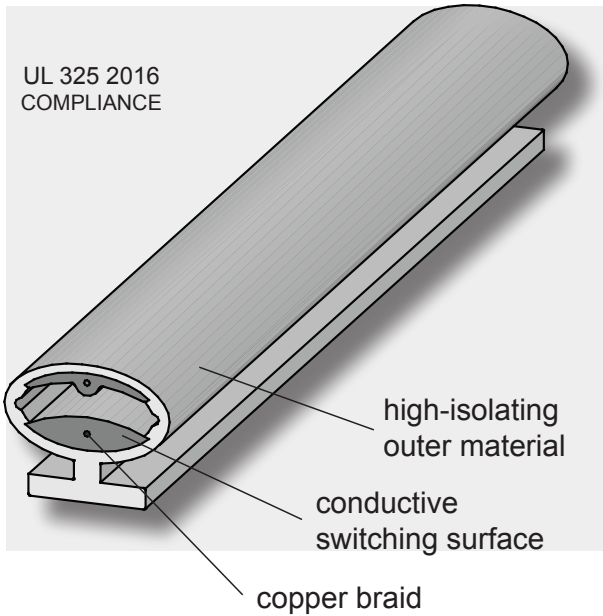


MAX MINI EDGE

www.MAX.US.com



Made in	Germany 
Length	48"
Attachment Hardware	48" Aluminum Bar
Material	EPDM Rubber
Activation Force	Soft Touch Engagement
Operating Temperature	-25° +75° -13°F +167°F
Rainproof	Both ends
Length of Attachment Cable	5 M / 15 FT
Cable Material	PUR matt schwarz
Multidirectional Sensing	Yes
Warranty	1 Year
Maintenance	Free



Maximum Controls introduces the Max Mini Edge...a maintenance free, easy to install, high quality, reversing, edge sensor, small in footprint but safe enough to use on train doors where failure is not an option. The Max Mini Edge operates at extreme temperature ranges and is small enough not to be an eyesore in critical applications. Maximum Controls offers a reliable, cost effective, swing & sliding gate edge solution for UL 325 2016 compliance.