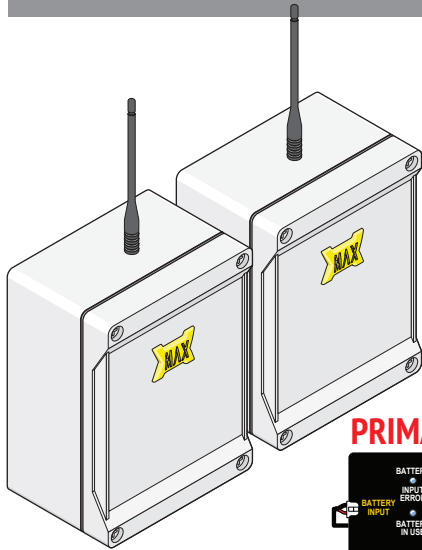


MAX Wireless RS-485 FOR PRO SERIES



The MAX wireless RS-485 is designed to wirelessly communicate between the **PRIMARY** and the **SECONDARY** MAX PRO gate operators.

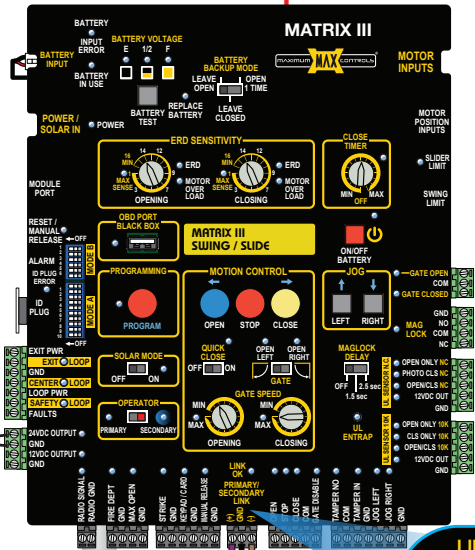
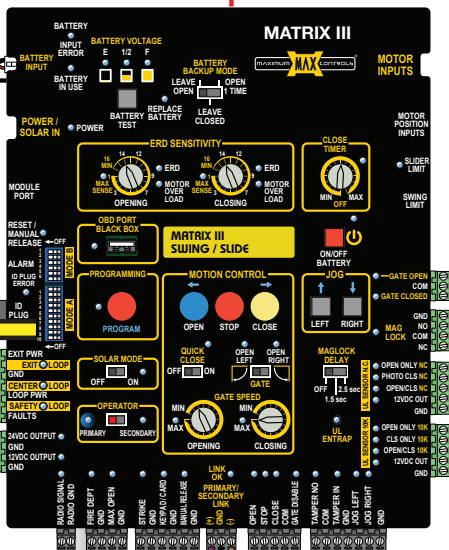


PRIMARY Gate Operator Matrix III

SECONDARY Gate Operator Matrix III

900MHz Robust Signal
Up to 1 Mile using Line-of-Sight

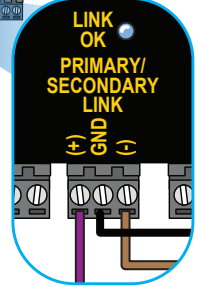
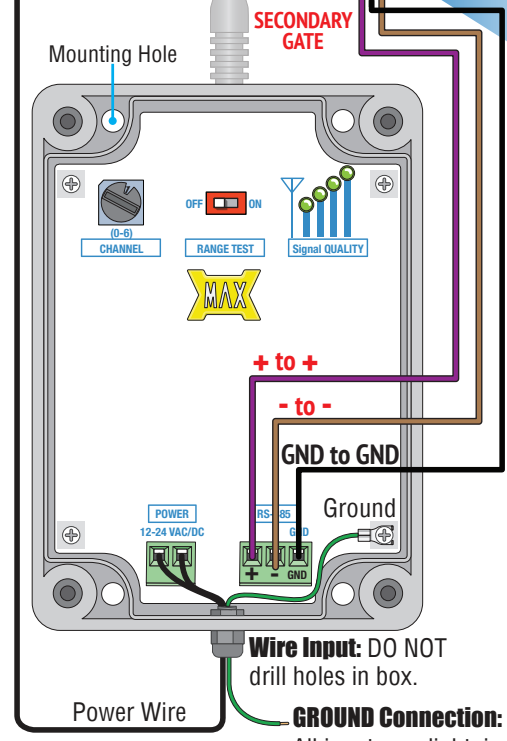
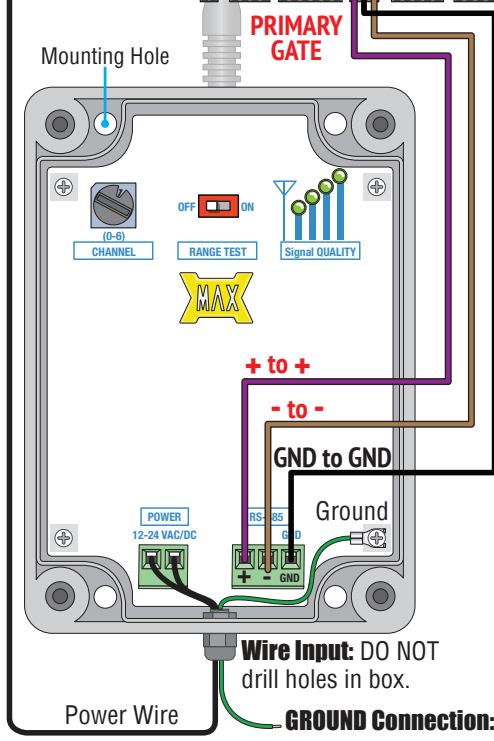
TURN ON MODE A dip switch 8 to enable "wireless communication" on MATRIX III PRIMARY ONLY



Signal QUALITY:
4 - Excellent
3-4 - Good
2-3 - Poor

RANGE TEST:
Channels **MUST** match on both units.
Must remain OFF during normal operation.

CHANNEL:
ONLY use channels 0 thru 6.
Channels **MUST** match on both units.



Wire Input: DO NOT drill holes in box.

Wire Input: DO NOT drill holes in box.

GROUND Connection:
All inputs are lightning protected when box is properly grounded.

GROUND Connection:
All inputs are lightning protected when box is properly grounded.